


PRODUCT SHEET


Description:

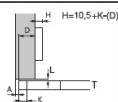
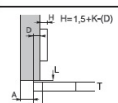
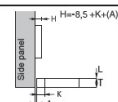

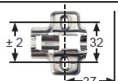
Mini Glass Door Hinge NPL, Inset, Soft Close, W/Clip On Plate F/Chipboard Screws, H=0, 95DG, Bore:Ø26mm, W/SISO, DK Name Plate, No Cover Cap & Screws, 4-6mm Glass Thickness

Item number:

15.01.722-0

Units	Box	Carton	HS Code	Barcode
Pcs.	1	100	8302100090	
5704866052443				



Steel - Nickel Plated		Item No.	D: Overlay calculations	A: Gap between door and side panel	L: Gap between door and carcass																																																
Full overlay (A)		15.01.720 Incl. SISO name plate + mounting plate H = 0	<table border="1"><tr><td>D</td><td>K</td><td>4</td><td>5</td><td>6</td><td>7</td><td>L</td><td>K</td><td>4</td><td>5</td><td>6</td><td>7</td></tr><tr><td>H</td><td>H</td><td>0</td><td>14,5</td><td>15,5</td><td>16,5</td><td>17,5</td><td>4</td><td>0</td><td>0</td><td>1</td><td>2</td></tr><tr><td></td><td></td><td>2</td><td>12,5</td><td>13,5</td><td>14,5</td><td>15,5</td><td>5</td><td>0</td><td>0,1</td><td>1,1</td><td>2,1</td></tr><tr><td></td><td></td><td>4</td><td>10,5</td><td>11,5</td><td>12,5</td><td>13,5</td><td>6</td><td>0</td><td>0,2</td><td>1,2</td><td>2,2</td></tr></table>	D	K	4	5	6	7	L	K	4	5	6	7	H	H	0	14,5	15,5	16,5	17,5	4	0	0	1	2			2	12,5	13,5	14,5	15,5	5	0	0,1	1,1	2,1			4	10,5	11,5	12,5	13,5	6	0	0,2	1,2	2,2		
D	K	4	5	6	7	L	K	4	5	6	7																																										
H	H	0	14,5	15,5	16,5	17,5	4	0	0	1	2																																										
		2	12,5	13,5	14,5	15,5	5	0	0,1	1,1	2,1																																										
		4	10,5	11,5	12,5	13,5	6	0	0,2	1,2	2,2																																										
Half overlay (B)		15.01.721 Incl. SISO name plate + mounting plate H = 0	<table border="1"><tr><td>D</td><td>K</td><td>4</td><td>5</td><td>6</td><td>7</td><td>L</td><td>K</td><td>4</td><td>5</td><td>6</td><td>7</td></tr><tr><td>H</td><td>H</td><td>0</td><td>5,5</td><td>6,5</td><td>7,5</td><td>8,5</td><td>4</td><td>0</td><td>0</td><td>1</td><td>2</td></tr><tr><td></td><td></td><td>2</td><td>3,5</td><td>4,5</td><td>5,5</td><td>6,5</td><td>5</td><td>0</td><td>0,1</td><td>1,1</td><td>2,1</td></tr><tr><td></td><td></td><td>4</td><td>1,5</td><td>2,5</td><td>3,5</td><td>4,5</td><td>6</td><td>0</td><td>0,2</td><td>1,2</td><td>2,2</td></tr></table>	D	K	4	5	6	7	L	K	4	5	6	7	H	H	0	5,5	6,5	7,5	8,5	4	0	0	1	2			2	3,5	4,5	5,5	6,5	5	0	0,1	1,1	2,1			4	1,5	2,5	3,5	4,5	6	0	0,2	1,2	2,2		
D	K	4	5	6	7	L	K	4	5	6	7																																										
H	H	0	5,5	6,5	7,5	8,5	4	0	0	1	2																																										
		2	3,5	4,5	5,5	6,5	5	0	0,1	1,1	2,1																																										
		4	1,5	2,5	3,5	4,5	6	0	0,2	1,2	2,2																																										
Inset (C)		15.01.722 Incl. SISO name plate + mounting plate H = 0	<table border="1"><tr><td>A</td><td>K</td><td>4</td><td>5</td><td>6</td><td>7</td><td>L</td><td>K</td><td>4</td><td>5</td><td>6</td><td>7</td></tr><tr><td>H</td><td>H</td><td>0</td><td>4,5</td><td>5,5</td><td>6,5</td><td>7,5</td><td>4</td><td>0</td><td>0</td><td>1</td><td>2</td></tr><tr><td></td><td></td><td>2</td><td>6,5</td><td>7,5</td><td>8,5</td><td>9,5</td><td>5</td><td>0</td><td>0,1</td><td>1,1</td><td>2,1</td></tr><tr><td></td><td></td><td></td><td></td><td></td><td></td><td></td><td>6</td><td>0</td><td>0,2</td><td>1,2</td><td>2,2</td></tr></table>	A	K	4	5	6	7	L	K	4	5	6	7	H	H	0	4,5	5,5	6,5	7,5	4	0	0	1	2			2	6,5	7,5	8,5	9,5	5	0	0,1	1,1	2,1								6	0	0,2	1,2	2,2		
A	K	4	5	6	7	L	K	4	5	6	7																																										
H	H	0	4,5	5,5	6,5	7,5	4	0	0	1	2																																										
		2	6,5	7,5	8,5	9,5	5	0	0,1	1,1	2,1																																										
							6	0	0,2	1,2	2,2																																										
		H = 0 f/chipboard screws Clip-on	Delivered as standard mounting plate with all hinges. Chipboard screws to be ordered separately.																																																		

Cup drawing



Opening angle:	95°
Depth of hinge cup:	10,6 mm
Diameter of hinge cup:	26 mm
Possible drilling distances on the glass door (K):	4-7 mm
Glass door thickness:	4-6 mm

SISO A/S

Mileparken 11
DK-2740 Skovlunde
Denmark
VAT: DK 24786013

Phone +45 45 830 900

www.siso.dk
siso@siso.dk

Danske Bank
Nytorv Branch
Copenhagen
SWIFT: DABADKKK

Account no.
4180 3112 112936
IBAN Account
DK7230003112112936